



MARION COUNTY
ANTHEM SDOH FRAMEWORK DATABASE
Preliminary Report

Preliminary Report

January 2021

The Marion County SDOH landscape assessment process and resulting Anthem SDOH Framework Database was accomplished through a partnership between Health by Design, the Indiana Public Health Association, and CHC Creating Healthier Communities with grant support from Anthem Foundation.



Survey and report developed by:

Joey Vrazel

Leverage Points Consulting

Partner of Health by Design and IPHA

Preface	1
A New Way of Working.....	1
Introduction	3
Landscape Assessment Plan	4
Preliminary Findings of the Marion County SDOH Landscape Assessment	9
Summary Preliminary Findings of the SDOH Landscape Assessment Survey	10
Overview of Preliminary Findings of All SDOH Activities – Anthem SDOH Framework Database	14
Overview of Preliminary Findings of Economic Stability Efforts in Marion County	17
Overview of Preliminary Findings of Education Efforts in Marion County	21
Overview of Preliminary Findings of Social & Community Context Efforts in Marion County	24
Overview of Preliminary Findings of Health & Health Care Efforts in Marion County	27
Overview of Preliminary Findings of Neighborhoods & Built Environment Efforts in Marion County	30
How to Use the Anthem SDOH Framework Database.....	33

Preface

A New Way of Working

Across the United States, leaders and organizations from every sector have acknowledged the significant influence of the social determinants of health (SDOH) on the health and quality of life of people *and* places in communities and have joined in a concerted effort to address these factors. Given the wide range of influences related to the SDOH—from economic stability to access to healthy foods, education to safe environments, housing to transportation—organizations that have engaged in this work have discovered the complexity of these factors and the significant challenges they present.

Although local governments and organizations from all sectors have embraced a focus on the SDOH, particularly in the last few years, it is difficult for communities to keep track of and have a clear understanding of “who is doing what” to address these vital factors and whether or how the work is connected. Even with an increasing understanding that most of the influences on health and quality of life are due to interconnected conditions in the social and physical environments that surround individuals and communities, many of the efforts related to the SDOH are focused narrowly on a specific factor or type of intervention such as programs or services. While these types of interventions are important, they are *insufficient* alone to address the complex, interrelated, and systems-level factors of the SDOH. Given the complexity of these influencing factors on the health and quality of life of people and places, efforts to address these issues cannot be accomplished by any single sector or organization working alone. Meeting the interrelated challenges of the SDOH facing communities today requires multi-sectoral, multi-disciplinary, and multi-factor efforts.

“The social determinants of healthy people and places are completely intertwined with the determinants of a quality education, the determinants of a strong, vibrant economy, and the determinants of supportive, healthy environments.”¹

As a result of this understanding, community leaders and professionals working across sectors have recognized the need for a more rigorous and focused approach to addressing the SDOH—a modern version that emphasizes and supports cross-sector collaboration and environmental, policy, and systems-level actions that directly affect these influencing factors. ***Relationships between partners across***

¹ Vrazel, J. (2020, p. 132). *Transforming Communities – Lessons Learned from More than 25 Years of Healthy Communities Efforts*. Unpublished manuscript.

multiple sectors and their combined action toward shared objectives offers the greatest potential for successfully meeting today's complex community challenges.

Building on this understanding, the following report provides an overview of an essential first step in developing a more rigorous and focused approach to addressing the SDOH. This important process is tied to the understanding that before you can change any system, you must first understand the system you are trying to change. Thanks to support and funding from Anthem Foundation, the development and creation of the Anthem SDOH Framework Database outlined here provides communities with an important and necessary first step to transforming their community.

Introduction

What is the Anthem SDOH Framework Database and why is it needed?

Across Marion County – like many counties in the US – there is an extensive amount of work underway in the areas of *economic stability, education, social and community matters, health and health care, and neighborhoods and the built environment*. These factors have been shown to significantly influence the health of people *and* places and are known as the social determinants of health (SDOH). (A more complete outline of the five SDOH areas of influence is provided in Table 1 and available [online here](#).) Although there is a general awareness of the range of SDOH efforts that are underway across Marion County, there is no known inventory or database that captures the totality of this work – the actual extent and reach – and as importantly, the organizations involved across the areas of influence. Because many of the SDOH factors are complex and interconnected, having a county-wide database and understanding of the work that is being implemented would benefit organizations across the county in many ways.

Table 1 Five focus areas and related factors of the social determinants of health² (modified)

Economic Stability	Education	Social and Community Context	Health and Health Care	Neighborhood and Built Environment
<ul style="list-style-type: none"> • Employment • Food security • Housing stability • Addressing Poverty • Transportation Options 	<ul style="list-style-type: none"> • Early Childhood Ed. And Development • High School Graduation • Enrollment in Higher Ed • Language and Literacy 	<ul style="list-style-type: none"> • Civic Participation • Addressing Discrimination • Incarceration • Social Cohesion 	<ul style="list-style-type: none"> • Access to Health Care • Access to Primary Care • Health Literacy • Public Health Support 	<ul style="list-style-type: none"> • Access to Healthy Foods • Crime and violence prevention • Environmental Conditions • Quality of Housing • Transportation Options

Through a partnership between Health by Design (HbD), the Indiana Public Health Association (IPHA), and CHC Creating Healthier Communities, a *landscape assessment plan* was developed to fill this gap in information and build a database that can be used to support and enhance efforts across the wide range of SDOH factors. As part of the landscape assessment plan, a unique survey instrument and dissemination process was developed to collect and compile general descriptive information from all the organizations, institutions, and businesses in Marion County that are currently implementing strategies

² <https://www.healthypeople.gov/2020/topics-objectives/topic/social-determinants-of-health>

or doing some type of work—either directly or indirectly—in any of the five SDOH focus areas. The landscape assessment plan and process were supported by grant funding from Anthem Foundation and led to the development of the Anthem SDOH Framework Database. As described in the landscape development plan, the purposes of developing the Anthem SDOH Framework Database are to

- Provide organizations with an overview of the focus areas, approaches, and beneficiaries that are currently served by existing organizations across the county,
- Increase awareness of the broader context in which local partners and organizations are operating in as it relates to the SDOH,
- Identify areas of connectivity between partners and organizations that have existing plans and efforts related to the SDOH focus areas in Marion County (and the surrounding area), and
- Reveal where there are gaps that need to be addressed.

Outlined in this report are the preliminary findings of the Marion County landscape assessment process and subsequent development of the Anthem SDOH Framework Database which will be described throughout this report. Prior to reviewing the findings, a brief overview of the survey development and dissemination process will be provided.

Landscape Assessment Plan

How was information for the Anthem SDOH Framework Database compiled?

As described earlier, a landscape assessment plan was developed to collect and compile descriptive information from Marion County organizations to develop a database of SDOH efforts. To accomplish this, the landscape assessment plan outlines the steps and processes necessary to develop a unique survey instrument, create a distribution list of organizations and contacts to disseminate a request to participate in the assessment survey, analyze the results of the survey, and finally, organize the results of the survey into a useable database for partner organizations to access and draw from. A detailed version of the plan and processes used to conduct the landscape assessment will be described in another document. Following is a brief description of the development of the survey instrument and an overview of the process used to request that organizations across the county participate in the SDOH assessment survey.

Survey Development

Prior to developing a plan to conduct a landscape assessment of the SDOH efforts in Marion County, two steps were taken to ensure that the information did not already exist. First, contact was made with well-established local organizations working in one or more areas of the SDOH to find out if a directory of organizations representing the broad range of work had already been compiled. Although partner organizations were able to provide lists of groups of organizations that were involved in various facets of the SDOH, there was not an existing source that featured the totality of the work. Second, a search of the internet and literature was conducted to see if there was an existing process or tool that could be used or modified for the purposes of the landscape assessment. Once again, although there were examples that applied to certain aspects of the SDOH, most of the tools that were identified were focused on specific components of the SDOH or were assessment documents that focused specifically on patient referrals to SDOH services and programs. At this point, a plan was developed to create a new survey instrument to accomplish one of the purposes of the project—identify *who is doing what* across the landscape of SDOH areas of influence in Marion County.

The survey development process started with a review of the latest evidence about the SDOH as described on the Healthy People 2020 [website](#). From this review of the literature, a list of variables that would be included in the assessment survey was compiled. This was an iterative process that included consecutive reviews by staff and partners with expertise in various factors of the SDOH. An outline of the final range of SDOH variables and the “path” (i.e., flow) of the survey is shown in Figure 1. As illustrated, in addition to addressing the focus areas and factors that have been shown to significantly influence the health of people and places in communities, variables related to equity such as gender, age, race, education, and income level were also included. Finally, at the end of each of the focus area sections of the survey, participants were asked to provide information about any existing plans, programs, evaluations, or resources related to their work.

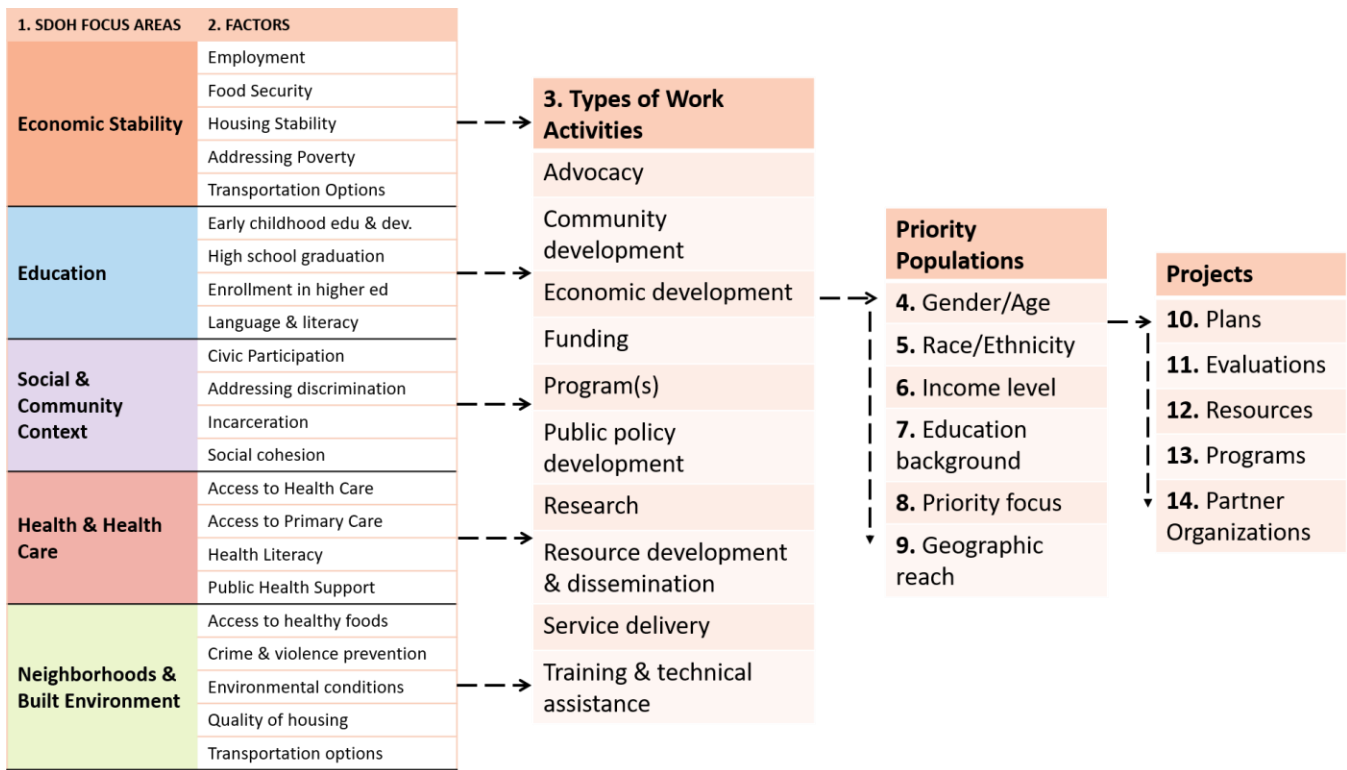


Figure 1 SDOH Landscape Assessment survey variables and "path"

Given the wide range of variables that were being requested from each organization, the following basic considerations were used to design the survey:

1. Keep the survey as succinct as possible while ensuring it included all five SDOH focus areas and captured the specifics needed (including distinctions across each of the areas of influence specifically related to equity [e.g., gender, age, race, or income level]).
2. Develop a way to identify information from organizations that are involved in more than one SDOH focus area.
3. Use skip logic to allow respondents to only answer questions that apply to their areas of involvement.
4. "Pre-populate" answers as much as possible for quick and complete responses (i.e., "check all that apply") while also allowing for "other" responses to be entered.

Outlined below is an example of how the survey was formatted for certain questions using matrices (of text) with “pre-populated” options to allow respondents to quickly “check all that apply” while still identifying the range of variables sought.

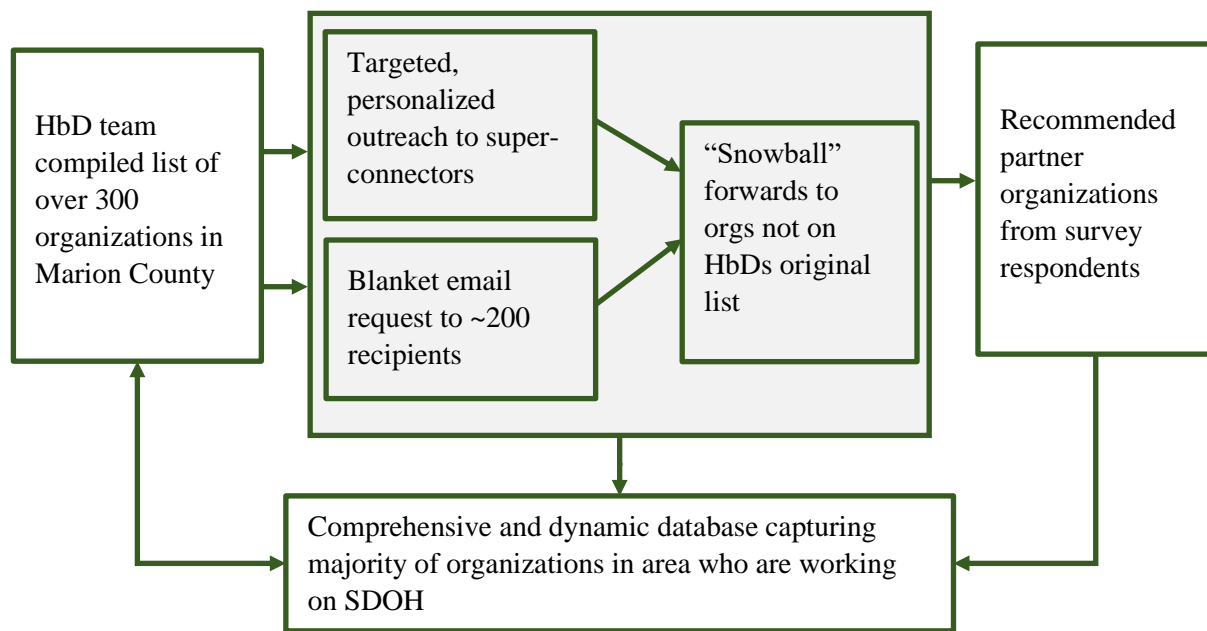
Of the **economic stability area(s)** that your organization, institution, or business is involved with, please indicate the **type of activities** you are providing (check all that apply):

	Employment	Food Security	Housing Stability	Addressing Poverty	Access to Affordable Transportation Options	Other Focus Area Entered
Advocacy	<input type="checkbox"/>	<input type="checkbox"/>	<input type="checkbox"/>	<input type="checkbox"/>	<input type="checkbox"/>	<input type="checkbox"/>
Community development	<input type="checkbox"/>	<input type="checkbox"/>	<input type="checkbox"/>	<input type="checkbox"/>	<input type="checkbox"/>	<input type="checkbox"/>
Community economic development	<input type="checkbox"/>	<input type="checkbox"/>	<input type="checkbox"/>	<input type="checkbox"/>	<input type="checkbox"/>	<input type="checkbox"/>
Funding	<input type="checkbox"/>	<input type="checkbox"/>	<input type="checkbox"/>	<input type="checkbox"/>	<input type="checkbox"/>	<input type="checkbox"/>
Program(s)	<input type="checkbox"/>	<input type="checkbox"/>	<input type="checkbox"/>	<input type="checkbox"/>	<input type="checkbox"/>	<input type="checkbox"/>
Public policy development	<input type="checkbox"/>	<input type="checkbox"/>	<input type="checkbox"/>	<input type="checkbox"/>	<input type="checkbox"/>	<input type="checkbox"/>
Research	<input type="checkbox"/>	<input type="checkbox"/>	<input type="checkbox"/>	<input type="checkbox"/>	<input type="checkbox"/>	<input type="checkbox"/>
Resource development & dissemination	<input type="checkbox"/>	<input type="checkbox"/>	<input type="checkbox"/>	<input type="checkbox"/>	<input type="checkbox"/>	<input type="checkbox"/>
Service delivery	<input type="checkbox"/>	<input type="checkbox"/>	<input type="checkbox"/>	<input type="checkbox"/>	<input type="checkbox"/>	<input type="checkbox"/>
Training & technical assistance	<input type="checkbox"/>	<input type="checkbox"/>	<input type="checkbox"/>	<input type="checkbox"/>	<input type="checkbox"/>	<input type="checkbox"/>
Other activity (enter below)	<input type="checkbox"/>	<input type="checkbox"/>	<input type="checkbox"/>	<input type="checkbox"/>	<input type="checkbox"/>	<input type="checkbox"/>

Dissemination Process

After the survey design was finalized, a spreadsheet was developed by Health by Design to compile, as comprehensively as possible, a list of known organizations, institutions and businesses working in any of the five areas of the SDOH to request their participation in the landscape assessment survey. This process also involved reviewing organization websites to identify existing lists of partner coalitions, initiatives, or networks and adding any new organizations from these lists to the distribution spreadsheet. Through this process, there was a recognition of the key role that certain organizations played in establishing and supporting these larger partnerships, which led to distinguishing these organizations as *super-connectors*.

One of the most challenging aspects of developing the distribution list, beyond simply identifying organizations that might be involved in any of the five SDOH focus areas, was identifying a specific contact person and email address for a representative of the organization who might be the most suitable person to provide the information requested. This proved to be a very time intensive and laborious process but was essential to accomplishing the purposes of the landscape assessment and eventual development of the Anthem SDOH Framework Database. At that end of this process, an initial list of over 300 organizations and contact information was developed. As illustrated in Figure 2, a blanket email request to participate in the landscape assessment survey was sent to most recipients. A more targeted and personalized request was sent to super-connectors and those partner organizations that had an existing relationship with HbD or IPHA.



The process of identifying additional organizations and requesting their participation in the landscape assessment survey has been expanded further through the survey instrument itself. Namely, there are several questions in the survey instrument where participating representatives of organizations are asked to recommend or provide information on partner organizations that they are working with specifically, or that they are aware of their involvement in specific areas of the SDOH. An overview of the results from this process will be provided in the following preliminary findings.

Preliminary Findings of the Marion County SDOH Landscape Assessment – Anthem SDOH Framework Database

Where are we now and what did we learn?

This report is a preliminary summary of findings that have been collected via the landscape assessment survey and the first round of results of the Anthem SDOH Framework Database. The findings presented here are considered preliminary because they represent survey results from organizations that completed the survey from the time it was released in August 2020 through October 16, 2020. Therefore, these findings are considered a snapshot of the work and are not intended to represent the full scope of work that is in progress county-wide. Nonetheless, this preliminary report and database information sheds light on a significant portion of the work underway across Marion County and provides support for the value of completing a full assessment of the work to inform and assist organizations working to improve the SDOH county-wide.

Preliminary findings from the survey will be presented first as summary overview information collected from all participating organizations (i.e., aggregate information), followed by individual sections outlining an overview of findings from responses from each of the five SDOH areas of influence. Importantly, links to the Anthem SDOH Framework Database related to these preliminary findings will be provided throughout.



Summary Preliminary Findings of the SDOH Landscape Assessment Survey

Summary of Survey Participation

Table 2 Breakdown of Survey Participation as of October 16, 2020

Total Responses	Completed	Incompletes
134	108	26

Response Rate	Completed	Incompletes
134 of 273 invitations = 49%	108 of 273 = 40%	26 of 273 = 10%

Overview of Overall Responses

The participation rate as of October 16, 2020, is 49% of the total email requests sent to partner organizations (134 of 273), with 40% of those fully completing the survey (108). The information that has been collected thus far has uncovered an extensive inventory of the scope and scale of efforts underway across Marion County, and as importantly, illustrated the extraordinary interconnectedness of the work. These early findings provide strong support for continuing the process to get as complete of a representation as possible of all organizations working across all the focus areas of the SDOH and using this information to enhance and support the vital work going forward.

In addition to continuing to build on the database of organizations that participate in the survey, every effort will be made to ensure that representatives of organizations that started the survey, but did not complete it, are encouraged and assisted to complete their organization’s information so that it can be included in the inventory of work.

Range of Involvement across Focus Areas

Table 3 Breakdown of Organization Involvement Per SDOH Focus Area

SDOH Focus Area	Organizations directly involved in focus area (Answered “yes”)	Have partners who work in focus area	Not involved in area
Economic Stability	78 of 108 (72%)	20 (19%)	10 (9%)
Education	46 of 108 (43%)	29 (27%)	33 (31%)

SDOH Focus Area	Organizations directly involved in focus area (Answered “yes”)	Have partners who work in focus area	Not involved in area
Social & Community Context	64 of 108 (59%)	18 (17%)	26 (24%)
Health & Health Care	51 of 108 (47%)	25 (23%)	32 (30%)
Neighborhoods & Built Env.	54 of 108 (50%)	21 (19%)	33 (31%)

As anticipated, the preliminary analysis identified that there is an extensive amount of work underway across all five of the SDOH areas of influence in Marion County. Even with only 40% of 273 organizations completing the survey as of October 19, 2020, the results reflect a wide range of work across the SDOH focus areas.

The lower numbers of involvement in some of the focus areas such as Education or Health and Health Care, should not be interpreted as less work in these areas. Instead, these numbers indicate that there needs to be more direct and active attempts to increase participation from organizations that are known to be working in these areas. (As a next step in this process, a second round of dissemination will be distributed to move toward a more complete representation of the actual numbers of partners involved in all focus areas.)

Breakdown of Organizations Working in Multiple Focus Areas

Although the survey results were expected to show that there is a great deal of SDOH work underway across Marion County, what was not expected, but was revealed, is the *large number of organizations working across multiple SDOH areas* (illustrating the interconnectivity of these factors). Upon further investigation, as outlined in Table 4, not only are most of the organizations working across multiple SDOH focus areas, but they are working across multiple factors within each of these focus areas (see Anthem SDOH Framework Database link below for an outline of these factors per organization).

Table 4 Breakdown of Number of Organizations Working in Multiple Focus Areas

Work in 5 of 5 SDOH Focus areas	Work in 4 of 5 SDOH Focus areas	Work in 3 of 5 SDOH Focus areas	Work in 2 of 5 SDOH Focus areas	Work in 1 of 5 SDOH Focus areas	0 of 5 SDOH Focus areas (directly)
12 (11%)	19 (18%)	27 (26%)	29 (28%)	18 (18%)	3 (3%)
(Answered “yes” to directly working in all 5 areas)	(8 of 19 work with partners who are involved in 5 th focus area*)	(10 of 27 work with partners who are involved in 2 other focus areas)	(6 of 29 work with partners who are involved in 3 other areas)	(4 of 18 work with partners who are involved in 4 other areas)	(Orgs are not working directly in any area but have partners who work in areas of the SDOH)

Additional 28 organizations that work directly & indirectly* in all 5 SDOH areas.

In a first representation of the *Anthem SDOH Framework Database*, the following link provides an overview of the findings presented thus far – [Marion](#)

[County Organizations Per SDOH Focus Area with Factors V1](#)

This link and corresponding file includes seven tabs (at the bottom of the file) with separate worksheets including:

- A complete list of all participating organizations that have completed the landscape assessment to date and their involvement in specific focus areas and factors
- A complete list of organizations that have completed the landscape assessment to date with organization website and contact information
- Five individual tabs featuring organizations working in each of the five SDOH focus areas – Economic Stability, Education, Social & Community Context, Health & Health Care, and Neighborhoods & Built Environment.

Based on these findings a typology of partners was developed:

- *Super-Connectors* (as described earlier with the distribution process) – Organizations, institutions, or businesses that have extensive and well-established relationships – existing

networks, partnerships, or coalitions – with other organizations, institutions, or businesses doing work across and/or within the focus areas of the social determinants of health.

- *Super-Contributors* – Organizations, institutions, or businesses that are involved in *three to five areas* of the social determinants of health.
- *Priority Focused Organizations* – Organizations that are deeply involved in one specific focus area and/or special population group or issue.

Breakdown of Types of Activity Per SDOH Focus Area

Illustrated in Table 5 is an overview of the specific types of activities Marion County organizations are involved with across all SDOH focus areas. (A list of the types of work activity and a brief description of each of these activities can be found at the following link: [SDOH Type of Work Activities](#))

Table 5 Breakdown of Types of Activity Per SDOH Focus Area

Focus Areas (# answered)	Economic Stability (79)	Education (44)	Social & Community Context (63)	Health & Health Care (51)	Neighborhood & Built Environment (53)
Types of Activity					
Advocacy	63 (80%)	30 (68%)	45 (71%)	41 (80%)	41 (77%)
Community development	37 (47%)	15 (34%)	34 (54%)	24 (47%)	26 (49%)
Community economic dev. (Economic Stability)	34 (43%)				
Funding	39 (49%)	18 (41%)	24 (38%)	20 (32%)	25 (47%)
Program(s)	58 (73%)	31 (76%)	43 (68%)	32 (63%)	41 (77%)
Public policy development	39 (49%)	18 (41%)	27 (43%)	25 (49%)	28 (53%)
Research	30 (38%)	12 (27%)	18 (29%)	17 (33%)	23 (43%)
Resource development & dissemination	37 (47%)	12 (27%)	23 (37%)	24 (47%)	21 (40%)
Service delivery	51 (65%)	24 (55%)	34 (54%)	29 (57%)	32 (60%)
Training & technical assistance	42 (53%)	22 (50%)	33 (52%)	28 (55%)	23 (43%)
Other activity	6 (.08%)	3 (.07%)	6 (.09%)	5 (10%)	1 (.02%)

As illustrated in Table 5, partner organizations indicated involvement in a wide range of activities. Following is an overall breakdown of the most common types of activities county organizations are involved in:

Top four noted:

- Advocacy
- Programs
- Service delivery
- Training and technical assistance

Second group of activities noted:

- Community development
- Public policy development

Overview of Preliminary Findings of All SDOH Activities – Anthem SDOH Framework Database

As part of the Anthem SDOH Framework Database, an overview of the types of activities per focus area can be accessed at the following link: [Marion County Organizations Per SDOH Focus Area with ALL Activities V1.](#)

- This file includes five tabs (at the bottom of the file) with separate worksheets abbreviated as:
 - MC EconStability ALL Activities (MC = Marion County)
 - MC Education ALL Activities
 - MC Social Com ALL Activities
 - MC Health HC ALL Activities (HC = Health care)
 - MC Neigh BE ALL Activities (BE = Built Environment)

Overview of Geographic Reach

- Across SDOH focus areas, the geographic target and reach as reflected in Table 6, was both detailed (i.e., neighborhood level) and extensive (e.g., connected from local to national)
- This indicates an opportunity for greater reach and increased leverage across focus areas.

Table 6 Geographic Breakdown of SDOH Efforts in Marion County and beyond

Geographic Breakdown	Focus Areas (# answered)				
	Economic Stability (79)	Education (45)	Social & Community Context (63)	Health & Health Care (51)	Neighborhood & Built Environment (54)
Part of nationwide efforts	12 (15%)	8 (18%)	21 (33%)	17 (33%)	14 (26%)
State-wide	23 (29%)	16 (36%)	29 (46%)	29 (57%)	20 (37%)
Central Indiana	31 (39%)	17 (38%)	33 (52%)	20 (39%)	20 (37%)
Marion County	48 (60%)	23 (51%)	34 (54%)	24 (47%)	28 (52%)
City of Indianapolis	36 (46%)	18 (40%)	29 (46%)	20 (39%)	28 (52%)
Specific neighborhood/ community	13 (17%)	9 (20%)	11 (18%)	3 (6%)	8 (15%)
N/A (not applicable)	8 (10%)	3 (7%)	5 (8%)	5 (10%)	7 (13%)

Overview of Requests for Partner Organizations Working in SDOH Focus Areas

Respondents provided recommended partner organizations in one of two ways:

1. When asked if they had partners who worked in a focus area even when they did not, and;
 2. When asked to list other key organizations, institutions, or businesses doing work in a particular focus area that they would recommend.
- A total of **586** recommended organizations were entered across the five focus areas
 - After duplicates were removed (and counted), there were **278** total recommended organizations

Key Overall Takeaways from the Preliminary Findings of the Landscape Assessment:

- The landscape assessment survey instrument was able to capture the information needed to assess the wide range of complex SDOH variables that are being addressed in Marion County. Specifically, the survey and process were able to (preliminarily) identify which organizations,

businesses, and institutions are working in each of the SDOH focus areas in Marion County and the larger Central Indiana region, as well as the types of activities that organizations are engaged in each of the focus areas. As an added bonus, the results of the survey can also be seen as a map of assets for the county.

- As expected, the assessment revealed that there is an extensive amount of work underway in Marion County and the Central Indiana region in all the known areas of influence of the SDOH – economic stability, education, social and community context, health and health care, and neighborhoods and the built environment. What was not known, but also revealed in this assessment, is the *large number of organizations that are working across multiple SDOH areas of influence*.
- Because many organizations work across multiple SDOH focus areas (and the factors within them), there is tremendous connectivity between these areas and great potential for enhancing and expanding on this connectivity to potentially increase the impact of the efforts to create change or improve areas of need. As importantly, working across multiple SDOH areas of influence also illustrates the interconnectivity of the conditions that influence the overall health and wellbeing of people and places in communities (i.e., a systems approach).
- In addition, preliminary findings revealed that some organizations are involved in work that extends to the state level and some are connected to national efforts. This indicates an opportunity for greater reach and increased leverage across focus areas.

Overview of Preliminary Findings of Economic Stability Efforts in Marion County

Drawing from the latest research outlined by [Healthy People 2020](#), the key influencing factors associated with **economic stability** include:

- *employment* (e.g., training programs or services, workforce development)
- *adequate housing* (e.g., access and ability to live in housing that is affordable and adequately meets a person or family’s needs for safety and support, which includes quality of the housing, its location, and easy access to public transportation)
- *food security* (e.g., access to affordable, sufficient, safe, and nutritious food)
- *addressing poverty* (e.g., efforts that are conducted to prevent and reduce poverty)
- *access to affordable transportation options* (e.g., increasing mobility options such as public transit, private operators, cycling and walking, and volunteer drivers for communities and individuals)



Range of Involvement across the SDOH Factors of Economic Stability

Table 7 Organization involvement in Economic Stability Factors

ECONOMIC STABILITY FACTORS	RESPONSES
Employment	45 (57%)
Food security	45 (57%)
Housing stability	48 (61%)
Addressing poverty	43 (54%)
Access to affordable transportation options	36 (46%)
*Other focus area related to economic stability	17 (22%)
Total Respondents:	78

*Other factors that were noted that were not captured elsewhere in the survey included childcare and wealth management.

Based on the preliminary results of the SDOH landscape assessment survey, Table 7 provides a breakdown of organizations in Marion County that indicated they were involved in one or more of the factors of Economic Stability. As illustrated, of those organizations that have responded as of October 16, 2020, there is a relatively even representation of involvement across the economic stability factors with the exception of transportation options. Given that transportation options are also covered in Neighborhood and Built Environment, (with subtle description differences), it might be that this type of involvement is split between the two areas. (It is important to reiterate that these results are preliminary and should not be interpreted as a complete representation of the involvement in these areas.)

Breakdown of Involvement in Types of Activity across the SDOH Factors of Economic Stability

Table 8 Types of Activity per Economic Stability Factor (as of October 19, 2020)

Economic Stability Factors (total # answered = 78)							
Types of Activity	Employment	Food security	Housing stability	Addressing poverty	Access to affordable transportation options	Other area entered	Total Orgs Answered
Advocacy	29	31	35	37	29	14	62
Community development	17	17	21	20	14	6	36
Community economic dev. (Economic Stability)	22	12	15	23	12	4	33
Funding	12	21	18	14	17	9	38
Program(s)	36	30	30	28	17	12	58
Public policy development	15	17	21	19	18	13	38
Research	10	13	14	15	13	7	29
Resource development & dissemination	13	16	18	13	16	9	36
Service delivery	25	29	28	28	17	11	50
Training & technical assistance	22	10	18	13	9	10	41

The types of work activities that Marion County organizations are involved with related to the factors of economic stability are best reflected in the Anthem SDOH Framework Database as described and connected to the links provided below.

- Overview of Marion County organizations working in specific factors of Economic Stability and the *range of activities* (i.e., work activities) or strategies they are involved with to address the specific factor (e.g., solution set of activities). **Marion County Economic Stability Per SDOH Factor with Range Of Work** (Respondents were provided with a description document of 9-10 type of work activities outlined here [[SDOH Types of Work Activities](#)].)
 - This file includes five tabs (at the bottom of the file) with separate worksheets abbreviated as:
 - MC (Marion County) Economic Stability Employment
 - MC Economic Stability Food Security
 - MC Economic Stability Housing Stability
 - MC Economic Stability -Poverty
 - MC Economic Stability Transportation
- Overview of Marion County organizations working in Economic Stability by individual type of work activity (reported as of October 16). This is an Excel file named **Marion County Economic Stability by Activity Type**.
 - This file includes ten tabs (at the bottom of the file) with separate worksheets abbreviated as:
 - MC Economic Stability Advocacy
 - MC Economic Stability CommDev (i.e., community development)
 - MC Economic Stability EconDev (i.e., economic development)
 - MC Economic Stability Funding
 - MC Economic Stability Program(s)
 - MC Economic Stability Policy Dev
 - MC Economic Stability Research
 - MC Economic Stability Resource Dev
 - MC Economic Stability ServiceDel (i.e., service delivery)

- MC Economic Stability Training & TA

Summary of Special Populations and Geographic Reach

Following is a link to a PowerPoint overview of summary tables related to gender, age, race, special populations, and geographic reach of [Economic Stability Efforts](#).

Overview of Preliminary Findings of Education Efforts in Marion County

Drawing from the latest research outlined by [Healthy People 2020](#), the key influencing factors associated with **education** include:

- *early childhood education and development* (e.g., 0-5 years of age)
- *high school graduation* (e.g., earning a high school diploma)
- *enrollment in higher education* (e.g., enrollment in any type of education after high school graduation)
- *language and literacy* (e.g., human communication (verbal and written), and the ability to listen, reason, read, write, and work with numbers)



Range of Involvement across the SDOH Factors of Education

Table 9 Organization Involvement in Education Factors

EDUCATION FACTORS	RESPONSES
Early childhood education & development	24 (52%)
High school graduation	27 (59%)
Enrollment in higher education	24 (52%)
Language & literacy	15 (33%)
Other focus area related to education	17 (37%)
Total Respondents: 46	

Based on the preliminary results of the SDOH landscape assessment survey of Marion County, Table 7 outlines a breakdown of organizations involved in Education. As illustrated, of those organizations that have responded as of October 16, 2020, there is relatively even involvement across the education factors with the exception of language and literacy. This should not be interpreted to mean that there is not more involvement in this area, but rather a reflection of responses to date. Overall, the focus area of education

is underrepresented at this point in the process. More outreach to organizations working in this area is needed in a second round of survey distribution. (It is important to reiterate that these results are preliminary and should not be interpreted as a complete representation of the involvement in these areas.)

Breakdown of Involvement in Types of Activity across the SDOH Factors of Education

Table 10 Types of Activity per Education Factor (as of October 19, 2020)

Education Factors (total # answered = 44) Types of Activity	Early childhood education & development	High school graduation	Enrollment in higher education	Language & literacy	Other area entered	Total Orgs Answered
Advocacy	19	17	16	10	8	30
Community development	8	9	6	3	4	15
Funding	12	10	11	6	5	18
Program(s)	17	16	15	12	10	31
Public policy development	11	10	8	5	5	18
Research	8	6	3	3	4	12
Resource development & dissemination	8	5	6	4	4	12
Service delivery	16	14	13	8	6	24
Training & technical assistance	12	12	11	7	5	22

The types of work activities that Marion County organizations are involved with related to education factors are best reflected in the Anthem SDOH Framework Database as described and connected to the links provided below.

- Overview of Marion County organizations working in specific factors of Education and the *range of activities* (i.e., work activities) or strategies they are involved with to address the specific factor (e.g., solution set of activities). This is an Excel file named **Marion County Education Per SDOH with Range Of Work** . (Respondents were provided with a description document of 9-10 type of work activities outlined here [[SDOH Types of Work Activities](#)].)

- This file includes five tabs (at the bottom of the file) with separate worksheets abbreviated as:
 - MC ED Early Childhood Ed
 - MC ED HS Graduation
 - MC ED Enroll Higher Ed
 - MC ED Language & Literacy

- Overview of Marion County organizations working in Education by type of work activity (reported as of October 16). This is an Excel file named **Marion County Education by Activity Type**.
 - This file includes nine tabs (at the bottom of the file) with separate worksheets abbreviated as:
 - MC (Marion County) ED Stability Advocacy
 - MC ED CommDev (i.e., community development)
 - MC ED Funding
 - MC ED Program(s)
 - MC ED Policy Dev
 - MC ED Research
 - MC ED Resource Dev
 - MC ED ServiceDel (i.e., service delivery)
 - MC ED Training & TA

Summary of Special Populations and Geographic Reach

Following is a link to a PowerPoint overview of summary tables related to gender, age, race, special populations, and geographic reach of [Education Efforts](#).

Overview of Preliminary Findings of Social & Community Context Efforts in Marion County

Drawing from the latest research outlined by [Healthy People 2020](#), the key influencing factors associated with **social and community context** include:

- *civic participation* (e.g., voting, volunteering, participating in group activities)
- *addressing discrimination* (e.g., unfair or unjustified actions toward individuals and groups that limit opportunities, resources, and well-being)
- *issues with incarceration* (e.g., sentencing issues, health while incarcerated, support after release, preventing recidivism)
- *social cohesion* (e.g., strength of social relationships, social support and the sense of unity among members of a community)



Range of Involvement across the SDOH Factors of Social and Community Context

Table 11 Organization Involvement across Social & Community Factors

SOCIAL & COMMUNITY FACTORS	RESPONSES
Civic Participation	43 (68%)
Addressing Discrimination	43 (68%)
Issues with Incarceration	23 (37%)
Social Cohesion	43 (68%)
Other focus area related to social & community	9 (14%)
Total Respondents:	63 (1 no choices)

Based on an overview of organizations that are involved with social and community factors as illustrated in Table 9, there is relatively even breakdown of involvement with the exception of issues with incarceration. It is unclear at this point whether this is a gap that needs to be addressed or if this is an area of involvement that needs to be further explored in terms of actively seeking out partner

organizations doing this or similar work. More outreach to organizations working in this area is needed in a second round of survey distribution. (It is important to reiterate that these results are preliminary and should not be interpreted as a complete representation of the involvement in these areas.)

Breakdown of Involvement in Types of Activity across the SDOH Factors of Social and Community Context

Table 12 Types of Activity per Social and Community Context Factor (as of October 19, 2020)

Social & Community Factors (# answered = 63)						
Types of Activity	Civic Participation	Addressing Discrimination	Issues with Incarceration	Social Cohesion	Other area entered	Total Orgs Answered
Advocacy	35	35	20	25	11	45
Community development	24	15	10	25	5	34
Funding	12	8	9	12	3	24
Program(s)	26	23	13	26	7	43
Public policy development	17	15	13	12	5	27
Research	9	11	9	11	4	18
Resource development & dissemination	11	12	9	15	5	23
Service delivery	20	13	15	23	5	34
Training & technical assistance	19	17	15	16	6	33
Other activity	3	3	3	1	1	6

The types of work activities that Marion County organizations are involved with related to social and community context factors are best reflected in the Anthem SDOH Framework Database as described and connected to the links provided below.

- Overview of Marion County organizations working in specific factors of Social and Community Context and the *range of activities* (i.e., work activities) or strategies they are involved with to address the specific factor (e.g., solution set of activities). This is an Excel file named [Marion County Social-Community Per SDOH Factor with Range of Work](#).

(Respondents were provided with a description document of 9-10 type of work activities outlined here [[SDOH Types of Work Activities](#)].)

- This file includes four tabs (at the bottom of the file) with separate worksheets abbreviated as:
 - MC Social Comm Civic Participation
 - MC Social Comm -Discrimination
 - MC Social Comm -Incarceration
 - MC Social Comm Social Cohesion
- Overview of Marion County organizations working in Social and Community Context by type of work activity (reported as of October 16). This is an Excel file named [Marion County Social-Community by Activity Type](#).
 - This file includes nine tabs (at the bottom of the file) with separate worksheets abbreviated as:
 - MC Social Comm Stability Advocacy
 - MC Social Comm CommDev (i.e., community development)
 - MC Social Comm Funding
 - MC Social Comm Program(s)
 - MC Social Comm Policy Dev
 - MC Social Comm Research
 - MC Social Comm Resource Dev
 - MC Social Comm ServiceDel (i.e., service delivery)
 - MC Social Comm Training & TA

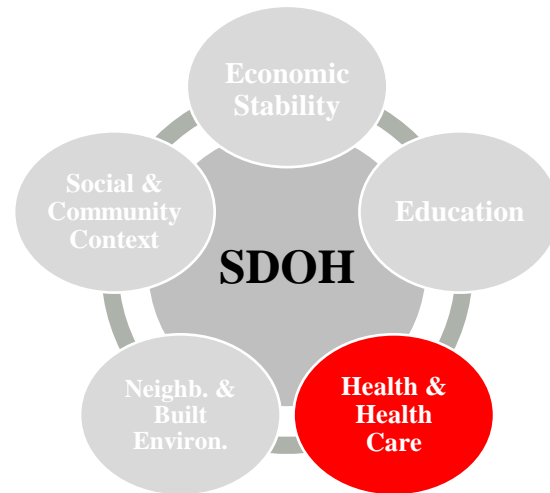
Summary of Special Populations and Geographic Reach

Following is a link to a PowerPoint overview of summary tables related to gender, age, race, special populations, and geographic reach of [Social and Community Context Efforts](#).

Overview of Preliminary Findings of Health & Health Care Efforts in Marion County

Drawing from the latest research outlined by [Healthy People 2020](#), the key influencing factors associated with **health and health care** include:

- *access to health care* (e.g., timely access to and use of personal health services to achieve the best possible health)
- *access to primary care* (e.g., a regular source of preventive care, early detection and treatment of disease, and chronic disease management)
- *health literacy* (e.g., the ability to access, manage, and understand basic health information)
- *public health support* (e.g., non-medical factors such as food and physical activity supports, chronic disease prevention efforts, support for safe transportation and housing options, and food safety)



Range of Involvement across the SDOH Factors of Health and Health Care

Table 13 Organization Involvement across the factors of Health and Health Care

HEALTH & HEALTH CARE FACTORS	RESPONSES
Access to Care	35 (69%)
Access to Primary Care	27 (53%)
Health Literacy	32 (63%)
Public Health Support	43 (84%)
Other focus area related to health & health care	9 (18%)
Total Respondents: 51	

Based on an overview of organizations that are involved with health and health care factors as illustrated in Table 10, as of October 16, 2020, most are involved in public health support and access to care. Given that the description of public health support is broad, there is more opportunity for organizations to

consider their work connected to this area. Overall, the representation of those working in health and health care could be greatly expanded. More outreach to organizations working in this area is needed in a second round of survey distribution. (It is important to reiterate that these results are preliminary and should not be interpreted as a complete representation of the involvement in these areas.)

Breakdown of Involvement in Types of Activity across the SDOH Factors of Health and Health Care

Table 14 Types of Activity per Health and Health Care Factor (as of October 19, 2020)

Health & Health Care Factors # answered = 51						
Types of Activity	Access to Care	Access to Primary Care	Health Literacy	Public Health Support	Other area entered	Total Orgs Answered
Advocacy	30	23	24	34	10	41
Community development	15	12	14	20	5	24
Funding	15	13	11	19	7	20
Program(s)	19	14	21	24	8	32
Public policy development	19	15	14	17	9	25
Research	12	8	6	11	6	17
Resource development & dissemination	15	10	15	20	8	24
Service delivery	19	16	21	25	6	29
Training & technical assistance	18	14	17	21	7	28

The types of work activities that Marion County organizations are involved with related to health and health care factors are best reflected in the Anthem SDOH Framework Database as described and connected to the links provided below.

- Overview of Marion County organizations working in specific factors of Health and Health Care and the *range of activities* (i.e., work activities) or strategies they are involved with to address the specific factor (e.g., solution set of activities. This is an Excel file named [Marion County Health HealthCare Per SDOH Factor with Range of Work](#). (Respondents were

provided with a description document of 9-10 type of work activities outlined here [[SDOH Types of Work Activities](#)].)

- This file includes four tabs (at the bottom of the file) with separate worksheets abbreviated as:
 - Health HC Access2HCare Activity (i.e., Access to Health Care)
 - Health HC Primary Care Activity
 - Health HC Health Lit Activity (i.e., Health Literacy)
 - Health HC PH Support (i.e., Public Health support)
- Overview of Marion County organizations working in Health and Health Care by type of work activity (reported as of October 16). This is an Excel file named [Marion County Health HealthCare by Activity Type](#).
 - This file includes nine tabs (at the bottom of the file) with separate worksheets abbreviated as:
 - MC Health HC Advocacy
 - MC Health HC CommDev (i.e., community development)
 - MC Health HC Funding
 - MC Health HC Program(s)
 - MC Health HC Policy Dev
 - MC Health HC Research
 - MC Health HC Resource Dev
 - MC Health HC ServiceDel (i.e., service delivery)
 - MC Health HC Training & TA

Summary of Special Populations and Geographic Reach

Following is a link to a PowerPoint overview of summary tables related to gender, age, race, special populations, and geographic reach of [Health and Health Care Efforts](#).

Overview of Preliminary Findings of Neighborhoods & Built Environment Efforts in Marion County

Drawing from the latest research outlined by [Healthy People 2020](#), the key influencing factors associated with **neighborhoods and built environment** include:

- *access to healthy food* (e.g., addressing barriers to and availability of foods that support healthy eating patterns)
- *crime and violence prevention* (e.g., domestic violence, bullying, and gun violence)
- *environmental conditions* (e.g., natural and physical environments, air and water quality, rural and urban)
- *quality of housing* (e.g., the quality of the social and physical environment in which a home is located as well as the condition of the home)
- *transportation options* (e.g., ensuring bikeable, walkable communities with access to public transportation)



Range of Involvement across the SDOH Factors of Neighborhoods and BE

Table 15 Organization Involvement across the factors of Neighborhood and Built Environments

NEIGHBORHOOD & BUILT ENV. FACTORS	RESPONSES
Access to healthy food	33 (61%)
Crime and violence prevention	27 (50%)
Environmental conditions	20 (37%)
Quality of housing	22 (41%)
Access to transportation options	23 (43%)
Other focus area related to neighborhood & BE	4 (7%)
Total Respondents: 54	

Based on the preliminary results of the SDOH landscape assessment survey, Table 11 outlines a breakdown of organizations in Marion County that indicated they were involved in one or more of the

factors of neighborhoods and built environments. As of October 16, 2020, most organizations that are involved in this area indicated that they are involved with access to healthy food and crime and violence prevention. Overall, the representation of those working in neighborhoods and built environment could be greatly expanded. More outreach to organizations working in this area is needed in a second round of survey distribution. (It is important to reiterate that these results are preliminary and should not be interpreted as a complete representation of the involvement in these areas.)

Breakdown of Involvement in Types of Activity across the SDOH Factors of Neighborhoods and Built Environment

Table 16 Types of Activity per Neighborhood and Built Environment Factor (as of October 19, 2020)

Neighborhood & Built Env. (# answered = 53)	Access to healthy food	Crime & violence prevention	Environ. conditions	Quality of housing	Access to transportation options	Other area entered	Total Orgs answered
Advocacy	26	22	18	21	21	5	41
Community development	16	11	12	10	12	4	26
Funding	15	9	6	7	9	3	25
Program(s)	23	19	12	15	12	4	41
Public policy development	13	15	9	14	13	6	28
Research	8	10	10	9	8	4	23
Resource development & dissemination	10	11	8	7	12	4	21
Service delivery	20	16	4	12	9	4	32
Training & technical assistance	11	11	9	8	7	4	23

The types of work activities that Marion County organizations are involved with related to neighborhoods and built environment factors are best reflected in the Anthem SDOH Framework Database as described and connected to the links provided below.

- Overview of Marion County organizations working in specific factors of Neighborhoods and Built Environments and the *range of activities* (i.e., work activities) or strategies they are involved with to address the specific factor (e.g., solution set of activities). This is an Excel

file named [Marion County Neighborhoods-BE Per SDOH Factor with Range of Work VI](#) (Respondents were provided with a description document of 9-10 type of work activities outlined here [[SDOH Types of Work Activities](#)].)

- This file includes five tabs (at the bottom of the file) with separate worksheets abbreviated as:
 - MC Neighb BE Healthy Food Access
 - MC Neighb BE Crime Prevention
 - MC Neighb BE Environ Conditions (i.e., Environmental)
 - MC Neighb BE Housing Quality
 - MC Neighb BE Transportation Opts (i.e., opportunities)
- Overview of Marion County organizations working in Neighborhoods and Built Environment by type of work activity (reported as of October 16). This is an Excel file named [Marion County Neighborhood BE by Activity Type](#).
 - This file includes nine tabs (at the bottom of the file) with separate worksheets abbreviated as:
 - MC Neighb BE Advocacy
 - MC Neighb BE CommDev (i.e., community development)
 - MC Neighb BE Funding
 - MC Neighb BE Program(s)
 - MC Neighb BE Policy Dev
 - MC Neighb BE Research
 - MC Neighb BE Resource Dev
 - MC Neighb BE ServiceDel (i.e., service delivery)
 - MC Neighb BE Training & TA

Summary of Special Populations and Geographic Reach

Following is a link to a PowerPoint overview of summary tables related to gender, age, race, special populations, and geographic reach of [Neighborhoods and Built Environments](#).

How to Use the Anthem SDOH Framework Database

The findings featured in the Anthem SDOH Framework Database illustrate the most expedient way to make *connections* with organizations involved in any of the focus areas and factors of the SDOH – and that is by simply knowing who is doing what in and across all these areas. The information provided through this process can be used immediately to enhance, expand, or add partner networks that are formally, organically, or not yet developed. As stated earlier in the report, these preliminary findings provide strong support for continuing the process to get as complete of a representation of all organizations working across all the focus areas of the SDOH as possible and using this information to enhance and support the vital work going forward.

Information from the SDOH Framework Database can be used to

- Identify, connect, and work with other organizations involved in a specific SDOH focus area,
- Identify, connect, and work with other organizations involved in the same type of work activities (e.g., interventions or strategies),
- Identify, connect, and work with organizations involved across multiple SDOH focus areas and factors, and,
- Identify, connect, and work with organizations involved across types of activities (e.g., solution sets that range from upstream [policy] to downstream [programs] activities).

Ultimately, the information identified in the Anthem SDOH Framework Database can be used to

- Increase and enhance participation in related SDOH focus areas,
- Strengthen integration, collaboration, and coordination across and within programs, funders, organizations, and sectors,
- Leverage resources and use funding more efficiently,
- Address community SDOH needs in a more comprehensive way,
- Refocus, refine, and reinforce efforts to address inequities,
- Improve responsiveness to community needs by enhancing the flow of information between partners and organizations working in the same or connected SDOH areas, and
- Empower community partners to respond to change and problems related to the SDOH with greater capacity and resilience.

How the Anthem SDOH Framework Database Supports Community Change Efforts

- Identifies specific interconnections between community organizations per focus area and factors,
- Identifies key information that would otherwise not be available at this level without a database,
- Identifies the significance of focus areas and factors not traditionally associated with health,
- Provides an essential foundation of information for the formation and development of networks, and
- Identifies key information about which organizations are working in specific areas to support training and technical assistance.

Next Steps for the Anthem SDOH Framework Database:

- A promotion and dissemination plan will be developed to share the results of the Anthem SDOH Framework Database with Marion County organizations and other interested communities.
- The preliminary findings and first round development of the Anthem SDOH Framework Database provides strong support for continuing the process to get as complete of a representation as possible of all organizations working across all the focus areas of the SDOH and using this information to enhance and support the vital work going forward.
- Health by Design/Indiana Public Health Association will take the lead to promote this information by encouraging and helping local organizations to use the Anthem SDOH Framework Database to enhance and build on their work, and potentially create new and expanded networks to support the overall SDOH work across the county.

